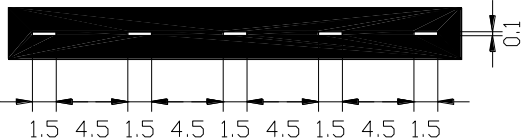



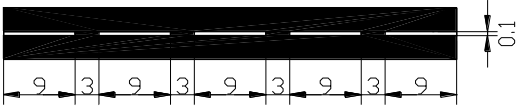
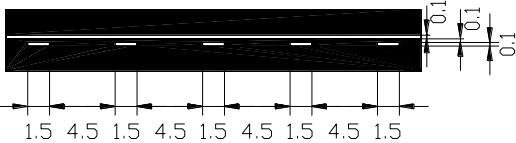


# **GAZETTE NOTICE**



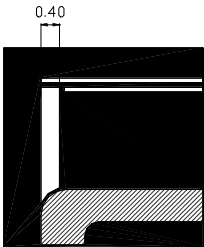
## **Road Markings**

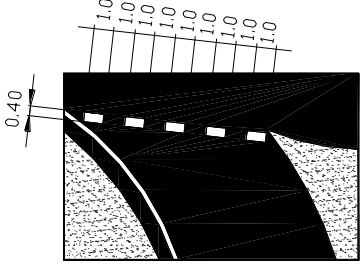
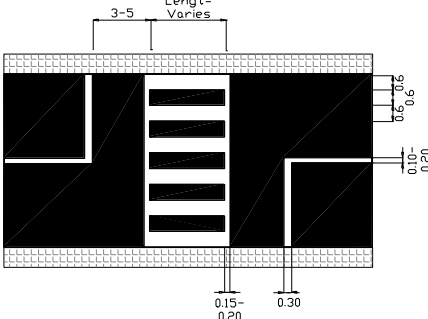
## GAZETTE NOTICE

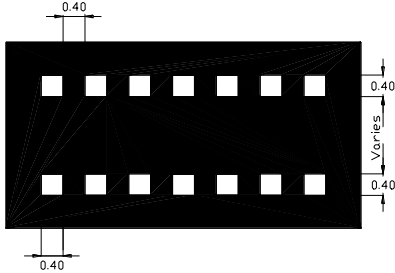
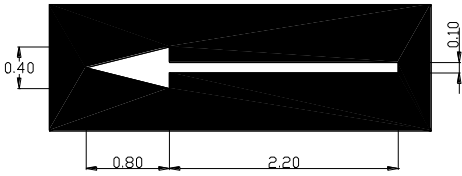
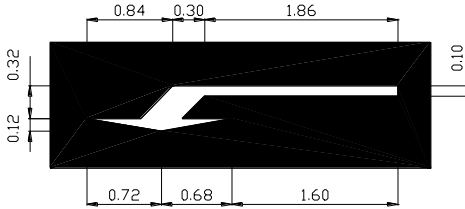
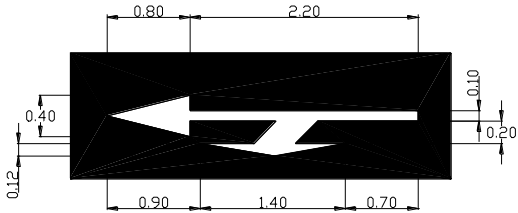
In exercise of the power conferred on the Minister of Transport and Works by Section 96 of the Road Traffic Act and the Road Traffic Regulations, the Third Schedule is hereby amended accordingly, effective January 01, 2000. The road markings in force on that day that meet the same purpose shall, notwithstanding anything to the contrary, continue to be treated as prescribed until such markings have been fully replaced by those herein.

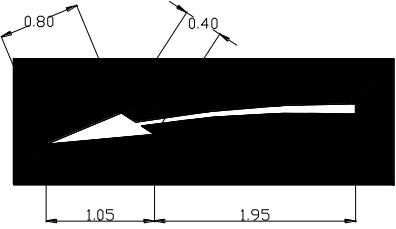


| Type of marking                                      | Description (All dimensions in m)                                                                                                                                                                                                                                                         | Directions                                                                                                                                                                                                                                                                                                                                                                                                                                                                                                                                                                                  |
|------------------------------------------------------|-------------------------------------------------------------------------------------------------------------------------------------------------------------------------------------------------------------------------------------------------------------------------------------------|---------------------------------------------------------------------------------------------------------------------------------------------------------------------------------------------------------------------------------------------------------------------------------------------------------------------------------------------------------------------------------------------------------------------------------------------------------------------------------------------------------------------------------------------------------------------------------------------|
| <p>LM1. Broken centre line and broken lane line.</p> |  <p>A broken line not less than 0.10 metres or more than 0.15 metres wide and 1.5 metres in length with a gap of 4.5 metres. The colour of the marking is white. The marking shall be reflectorised.</p> | <p>The centre line separates traffic travelling in opposite directions. The lane line separates lanes of traffic travelling in the same direction.</p> <p><u>Centre line:</u><br/>Traffic shall keep to the left of such line and shall cross it only for the purpose of overtaking another vehicle or making a right turn into another roadway.</p> <p><u>Lane line:</u><br/>Traffic shall keep within lane margins and shall only cross into another lane to comply with any other traffic sign or signal or when it is safe to do so having regard to prevailing traffic conditions.</p> |
| <p>LM2. Continuous centre line and lane line.</p>    |  <p>A continuous line not less than 0.10 metres or more than 0.20 metres wide. The colour of the marking is white. The marking shall be reflectorised.</p>                                             | <p>The centre line separates traffic travelling in opposite directions. The lane line separates lanes of traffic travelling in the same direction.</p> <p>A continuous centre line and lane line shall mean that vehicles are not permitted to cross in order to overtake or straddle the line and, concerning centre lines, that vehicles are not permitted to travel on the side of the line allocated for oncoming traffic.</p>                                                                                                                                                          |

| Type of marking                                                                  | Description (All dimensions in m)                                                                                                                                                                                                                                                                                                                                                                                                                                    | Directions                                                                                                                                                                                                                                                                                                                                                       |
|----------------------------------------------------------------------------------|----------------------------------------------------------------------------------------------------------------------------------------------------------------------------------------------------------------------------------------------------------------------------------------------------------------------------------------------------------------------------------------------------------------------------------------------------------------------|------------------------------------------------------------------------------------------------------------------------------------------------------------------------------------------------------------------------------------------------------------------------------------------------------------------------------------------------------------------|
| LM3. Warning line.                                                               |  <p>A broken line not less than 0.10 metres or more than 0.15 metres wide and 9 metres in length with a gap of 3 metres. The colour of the marking is white. The marking shall be reflectorised.</p>                                                                                                                                                                                | <p>A warning line may be used as a centre line to indicate the approach of a continuous centre line. In rural areas the length of the warning line shall be at least 100 metres and in urban areas at least 50 metres.</p>                                                                                                                                       |
| LM4-1. Combination of lines. Combination of a broken line and a continuous line. |  <p>A broken line not less than 0.10 metres or more than 0.15 metres wide and 1.5 metres in length with a gap of 4.5 metres and a continuous line not less than 0.10 metres nor more than 0.15 metres wide. The distance between the lines shall be not less than 0.10 metres or more than 0.18 metres. The colour of the marking is white. The marking shall be reflectorised.</p> | <p>Where centre lines are installed, prohibition of overtaking should be indicated by a continuous line in the direction that overtaking is prohibited.</p> <p>The line combination indicates that vehicles are not permitted to cross in order to overtake or straddle the line from the side of which the continuous line is located.</p>                      |
| LM4-3. Combination of lines. Combination of two continuous lines.                |  <p>Two continuous lines, not less than 0.10 metres or more than 0.20 metres wide. The distance between the lines shall be not less than 0.10 metres or more than 0.18 metres. The colour of the marking is white. The marking shall be reflectorised.</p>                                                                                                                        | <p>Where centre lines are installed, prohibition of overtaking shall be indicated by a continuous line in the direction that overtaking is prohibited. Two continuous lines shall indicate prohibition of overtaking in both directions.</p> <p>The line combination shall mean that vehicles are not permitted to cross or straddle the line from any side.</p> |
| LM5-1. Edge line, continuous.                                                    |  <p>A continuous line not less than 0.10 metres or more than 0.20 metres wide. The colour of the marking is white. The marking shall be reflectorised.</p>                                                                                                                                                                                                                        | <p>The line shall mean that powerdriven vehicles should keep to the right of the line and not cross or straddle the line.</p>                                                                                                                                                                                                                                    |

| Type of marking           | Description (All dimensions in m)                                                                                                                                                                                                                                                                                                                                              | Directions                                                                                                                                                                                                                                                                                                                                                                                                                                                                                                                                                                                                                                                                                                                                                                                    |
|---------------------------|--------------------------------------------------------------------------------------------------------------------------------------------------------------------------------------------------------------------------------------------------------------------------------------------------------------------------------------------------------------------------------|-----------------------------------------------------------------------------------------------------------------------------------------------------------------------------------------------------------------------------------------------------------------------------------------------------------------------------------------------------------------------------------------------------------------------------------------------------------------------------------------------------------------------------------------------------------------------------------------------------------------------------------------------------------------------------------------------------------------------------------------------------------------------------------------------|
| LM5-2. Edge line, broken. |  <p>A broken line not less than 0.10 metres or more than 0.15 metres wide and 1 metre in length with a gap of 2 metres. The colour of the marking is white. The marking shall be reflectorised.</p>                                                                                           | The line shall mean that powerdriven vehicles should keep to the right of the line.                                                                                                                                                                                                                                                                                                                                                                                                                                                                                                                                                                                                                                                                                                           |
| LM6. Guide line.          |  <p>A broken line not less than 0.10 metres or more than 0.15 metres wide and 1 metre in length with a gap of 1 metre. The colour of the marking is white. The marking shall be reflectorised.</p>                                                                                            | The line shall guide drivers through complicated intersections.                                                                                                                                                                                                                                                                                                                                                                                                                                                                                                                                                                                                                                                                                                                               |
| TM1. Stop line.           |  <p>A continuous line, not less than 0.20 metres or more than 0.40 metres wide drawn partly across the roadway at an intersection in conjunction with a stop sign or a light signal or at a pedestrian crossing. The colour of the marking is white. The marking shall be reflectorised.</p> | <p>Traffic shall -</p> <ul style="list-style-type: none"> <li>▪ when the line is used at an intersection or elsewhere in conjunction with a stop sign, stop at such line and before continuing ascertain that there is no oncoming traffic near enough to cause danger or an accident;</li> <li>▪ when the line is used in conjunction with a pedestrian crossing, stop at such line if there is a pedestrian in the crossing and shall before continuing, ascertain that there is no pedestrian in the crossing;</li> <li>▪ when the line is used in conjunction with a light signal, stop at such line when the signals are showing yellow or red steady or flashing light, and not proceed beyond the line until the signals are showing green light or a flashing amber light.</li> </ul> |

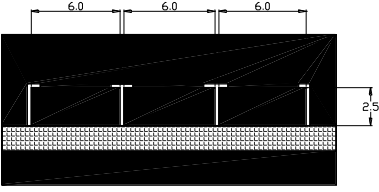
| Type of marking                  | Description (All dimensions in m)                                                                                                                                                                                                                                                                                                                                                                                                                                                                                                                                                                                                                                                                                                                                                                                                                                                                                                                                                          | Directions                                                                                                                                                                                                                                                                     |
|----------------------------------|--------------------------------------------------------------------------------------------------------------------------------------------------------------------------------------------------------------------------------------------------------------------------------------------------------------------------------------------------------------------------------------------------------------------------------------------------------------------------------------------------------------------------------------------------------------------------------------------------------------------------------------------------------------------------------------------------------------------------------------------------------------------------------------------------------------------------------------------------------------------------------------------------------------------------------------------------------------------------------------------|--------------------------------------------------------------------------------------------------------------------------------------------------------------------------------------------------------------------------------------------------------------------------------|
| <p>TM2. Give way line.</p>       |  <p>A broken line, 0.40 metres wide and 1 meter in length with a gap of 1 meter, drawn partly across the roadway at an intersection or a roundabout in conjunction with a "Give Way" sign. The colour of the marking is white. The marking shall be reflectorised.</p>                                                                                                                                                                                                                                                                                                                                                                                                                                                                                                                                                                                                                                    | <p>Traffic shall, if necessary, stop at such line and yield the right of way to any traffic approaching from another roadway and before continuing ascertain that there is no oncoming traffic near enough to cause danger or an accident;</p>                                 |
| <p>TM3. Pedestrian crossing.</p> |  <p>Two parallel continuous lines, not less than 0.15 metres and not greater than 0.20 metres wide, drawn across the roadway and in between white stripes, 0.60 metres wide and 0.60 metres apart as shown in the figure above. Across the approaches to the pedestrian crossing shall be a stop line TM1 at a distance not less than 3 metres and not greater than 5 metres, The colour of the marking is white. The marking shall be reflectorised.</p> <p>In addition to this crossing there shall be mounted on the sidewalk at either end of the crossing on a post not less than 2.8 metres nor more than 3 metres above the surface of the sidewalk, either</p> <ol style="list-style-type: none"> <li>(i) a yellow ball, which may be illuminated, of not less than 0.30 metres nor more than 0.60 metres in diameter, or</li> <li>(ii) Pedestrian crossing sign as described in I15.</li> </ol> | <p>All traffic shall stop at the stop lines as described if there is a pedestrian crossing the road on the pedestrian crossing. No vehicles shall park in such a way that any part of the vehicle is within the lines or within 10 metres on the approach to the crossing.</p> |

| Type of marking                                               | Description (All dimensions in m)                                                                                                                                                                                                                                                         | Directions                                                                                                                                                                                                                                                                                                                                                                                                 |
|---------------------------------------------------------------|-------------------------------------------------------------------------------------------------------------------------------------------------------------------------------------------------------------------------------------------------------------------------------------------|------------------------------------------------------------------------------------------------------------------------------------------------------------------------------------------------------------------------------------------------------------------------------------------------------------------------------------------------------------------------------------------------------------|
| <p>TM4. Cyclist crossing.</p>                                 |  <p>Two parallel broken lines, 0.20 metres wide with 0.20 metres gap, drawn across the roadway as shown in the figure above. The colour of the marking is white. The marking shall be reflectorised.</p> | <p>All traffic shall yield the right of way to cyclists crossing the road within such lines. No vehicles shall park in such a way that any part of the vehicle is within the lines or within 10 metres on the approach to the crossing.</p> <p>Cyclists crossing the roadway at a cyclist crossing shall do so with care and they shall not unnecessarily obstruct or impede traffic.</p>                  |
| <p>OM1-1. Lane selection arrow. Straight on.</p>              |  <p>An arrow, not less than 3 metres and not greater than 7.5 metres in length. The colour of the marking is white. The marking shall be reflectorised.</p>                                              | <p>Traffic shall follow the direction of the arrow if there are continuous lane lines alongside the marking. If the lane line alongside the marking is broken, traffic not travelling in the direction of the arrow, shall change to a appropriate lane as soon as possible and without causing danger to other traffic.</p>                                                                               |
| <p>OM1-2. Lane selection arrow. Turn left.</p>                |  <p>An arrow, not less than 3 metres and not greater than 7.5 metres in length. The colour of the marking is white. The marking shall be reflectorised.</p>                                            | <p>Traffic shall follow the direction of the arrow if there are continuous lane lines alongside the marking. If the lane line alongside the marking is broken, traffic not travelling in the direction of the arrow, shall change to a appropriate lane as soon as possible and without causing danger to other traffic.</p>                                                                               |
| <p>OM1-3. Lane selection arrow. Straight on or turn left.</p> |  <p>A combined arrow, not less than 3 metres and not greater than 7.5 metres in length. The colour of the marking is white. The marking shall be reflectorised.</p>                                    | <p>Traffic shall follow the directions of the arrows if there are continuous lane lines alongside the marking. If the lane line alongside the marking is broken, traffic not travelling in any of the directions of the arrows, shall change to a appropriate lane as soon as possible and without causing danger to other traffic.</p> <p>The arrows shall be combined to fit the lane configuration.</p> |

| Type of marking           | Description (All dimensions in m)                                                                                                                                                                                                                                                                                                                                                                                       | Directions                                                                                                                                                                                                                       |
|---------------------------|-------------------------------------------------------------------------------------------------------------------------------------------------------------------------------------------------------------------------------------------------------------------------------------------------------------------------------------------------------------------------------------------------------------------------|----------------------------------------------------------------------------------------------------------------------------------------------------------------------------------------------------------------------------------|
| OM2. Deflecting arrow.    |  <p>An arrow, not less than 3 metres and not greater than 7.5 metres in length. The colour of the marking is white. The marking shall be reflectorised.</p>                                                                                                                                                                            | <p>Traffic shall change over to the lane or side of the carriageway indicated by the arrow.</p> <p>The marking is preceding a continuous line or a reduction of lanes.</p>                                                       |
| OM3. Obstruction marking. |  <p>Two continuous lines, not less than 0.10 metres or more than 0.20 metres wide and in between white stripes not less than 0.20 metres or more than 2.0 metres wide and with gaps corresponding to the width of the stripe as shown in the figure above. The colour of the marking is white. The marking shall be reflectorised.</p> | <p>Traffic shall not enter the area indicated by the marking.</p>                                                                                                                                                                |
| OM4-1. Word marking. Bus. |  <p>The word BUS in letters elongated in the direction of traffic movement. The height of the letters shall be not less than 3 metres and not greater than 7 metres. The colour of the marking is white. The marking shall be reflectorised.</p>                                                                                     | <p>No other traffic than bus traffic shall during the period indicated on road signs (if any) enter a lane with the marking.</p> <p>A parking place marked with the word BUS means prohibition of parking by other vehicles.</p> |

| Type of marking                                                  | Description (All dimensions in m)                                                                                                                                                                                                                                                                                                                  | Directions                                                                                                                                                                                                                         |
|------------------------------------------------------------------|----------------------------------------------------------------------------------------------------------------------------------------------------------------------------------------------------------------------------------------------------------------------------------------------------------------------------------------------------|------------------------------------------------------------------------------------------------------------------------------------------------------------------------------------------------------------------------------------|
| <p>OM4-2. Word marking. Taxi.</p>                                | <div data-bbox="602 289 834 472" data-label="Image"> </div> <p>The word TAXI in letters elongated in the direction of traffic movement. The height of the letters shall be not less than 3 metres and not greater than 7 metres. The colour of the marking is white. The marking shall be reflectorised.</p>                                       | <p>No other traffic than taxi traffic shall during the period indicated on road signs (if any) enter a lane with the marking.</p> <p>A parking place marked with the word TAXI means prohibition of parking by other vehicles.</p> |
| <p>OM4-3. Word marking. Stop.</p>                                | <div data-bbox="602 732 834 915" data-label="Image"> </div> <p>The word STOP in letters elongated in the direction of traffic movement. The height of the letters shall be not less than 3 metres and not greater than 7 metres. The colour of the marking is white. The marking shall be reflectorised.</p>                                       | <p>The marking is emphasising the obligation to stop at a stop sign.</p>                                                                                                                                                           |
| <p>OM5-1. Lines demarcating parking spaces. Closed markings.</p> | <div data-bbox="522 1178 905 1368" data-label="Diagram"> </div> <p>A continuous line, 0.10 metres wide. The size of the parking space shall be adapted to the type of vehicles it is intended for but normally not less than 6.0 metres in length and 2.5 metres wide. The colour of the marking is white. The marking shall be reflectorised.</p> | <p>Vehicles shall be parked within the limits of the parking space.</p>                                                                                                                                                            |



| Type of marking                                                | Description (All dimensions in m)                                                                                                                                                                                                                                                                                                                                    | Directions                                                              |
|----------------------------------------------------------------|----------------------------------------------------------------------------------------------------------------------------------------------------------------------------------------------------------------------------------------------------------------------------------------------------------------------------------------------------------------------|-------------------------------------------------------------------------|
| <p>OM5-2. Lines demarcating parking spaces. Open markings.</p> |  <p>A continuous line, 0.10 metres wide. The size of the parking space shall be adapted to the type of vehicles it is intended for but normally not less than 6.0 metres in length and 2.5 metres wide. The colour of the marking is white. The marking shall be reflectorised.</p> | <p>Vehicles shall be parked within the limits of the parking space.</p> |

.....  
 Dr. Peter Phillips  
 Minister of Transport and Works